


EDGE BEVELS

Square Edge




The edges of all boards meet squarely creating uniform. Smooth surface that blends the floor together from board to board. The overall look of this floor gives a contemporary flair and formal feeling to the room.

Micron-beveled Edge




Micron-beveled edge has the shallowest groove. Micron-bevel and micro-bevel are so close that between manufacturers they may be hard to determine any difference.

Micro-bevel Edge




Micron-beveled planks have a slightly shallower groove than most eased edged planks. Like the eased edge. The micro-bevel is meant to help hide minor irregularities. Such as uneven plank heights.

Eased Edge



The eased edge has a slightly shallower groove than the full beveled edge. Some manufacturers add the eased edge along both the length of each planks as well as along the end joints. This will give the floor a different visual effect when installed.

Full Beveled Edge



These products have a very distinctive deep groove in them. Beveled edge planks lend themselves to an informal and country décor. With the urethane finishes sealed at the factory today the beveled edges are swept or vacuumed out of the grooves.

GOLINK

FLOOR

